

# Multidisciplinary Prevention Advisory Committee (MPAC)

## Substance Abuse Trends in Nevada Jails

---

Elliot L. Wade, MD

Medical Director, Western States



# NaphCare jails in Nevada

Washoe County Sherrif's Office (Reno).ADP 926.6.

City of Las Vegas Detention Center (Las Vegas).ADP 434.4.

City of North Las Vegas Detention Center (N Las Vegas).ADP 119.

Henderson Detention Center (Henderson).ADP 350.



# Jail vs Prison

Jail is a confinement facility where people stay while they're waiting for trial (pre trial) or sentencing (post trial).

Prison is a facility for people who have already received their sentence (post trial).

The major difference between jail and prison is (typically) the length of time that a person is incarcerated.



# Why does it matter that people who end up in jail use drugs and/or alcohol?

By some estimates, 60-65% of incarcerated individuals meet criteria for drug dependence or abuse

Drug/alcohol intoxication is the third leading cause of death of incarcerated individuals, and on average occurs within the first 24 hours of incarceration

Most common reported drug “ever used” is marijuana

<https://www.bjs.gov/content/pub/pdf/mlj0016st.pdf> - see table 7

# Alcohol & benzodiazepine use in incarcerated individuals in Nevada 2020

Appears that across the state, that alcohol and benzodiazepine use in incarcerated individuals increased during covid-19 pandemic

Highest % of people reporting use requiring monitoring :

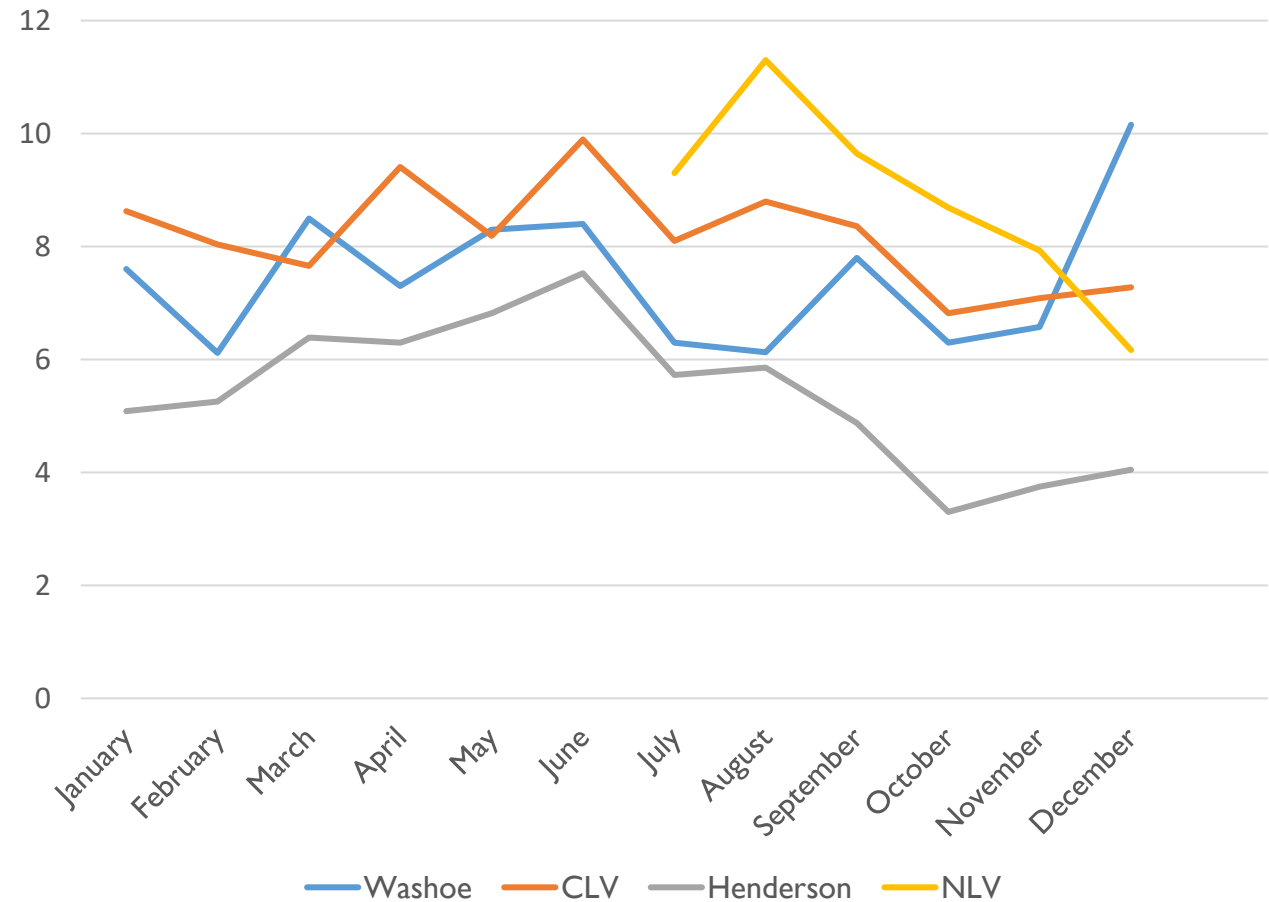
Washoe – December (10.16%, 102 people)

City of Las Vegas – June (9.9%, 136 people)

Henderson – June (7.53%, 56 people)

North Las Vegas – August (11.3%, 79 people)

2020 – Alcohol and Benzodiazepine Use



# Opiate use in incarcerated individuals in Nevada 2020

Appears that across the state, that opiate use in incarcerated individuals increased during covid-19 pandemic

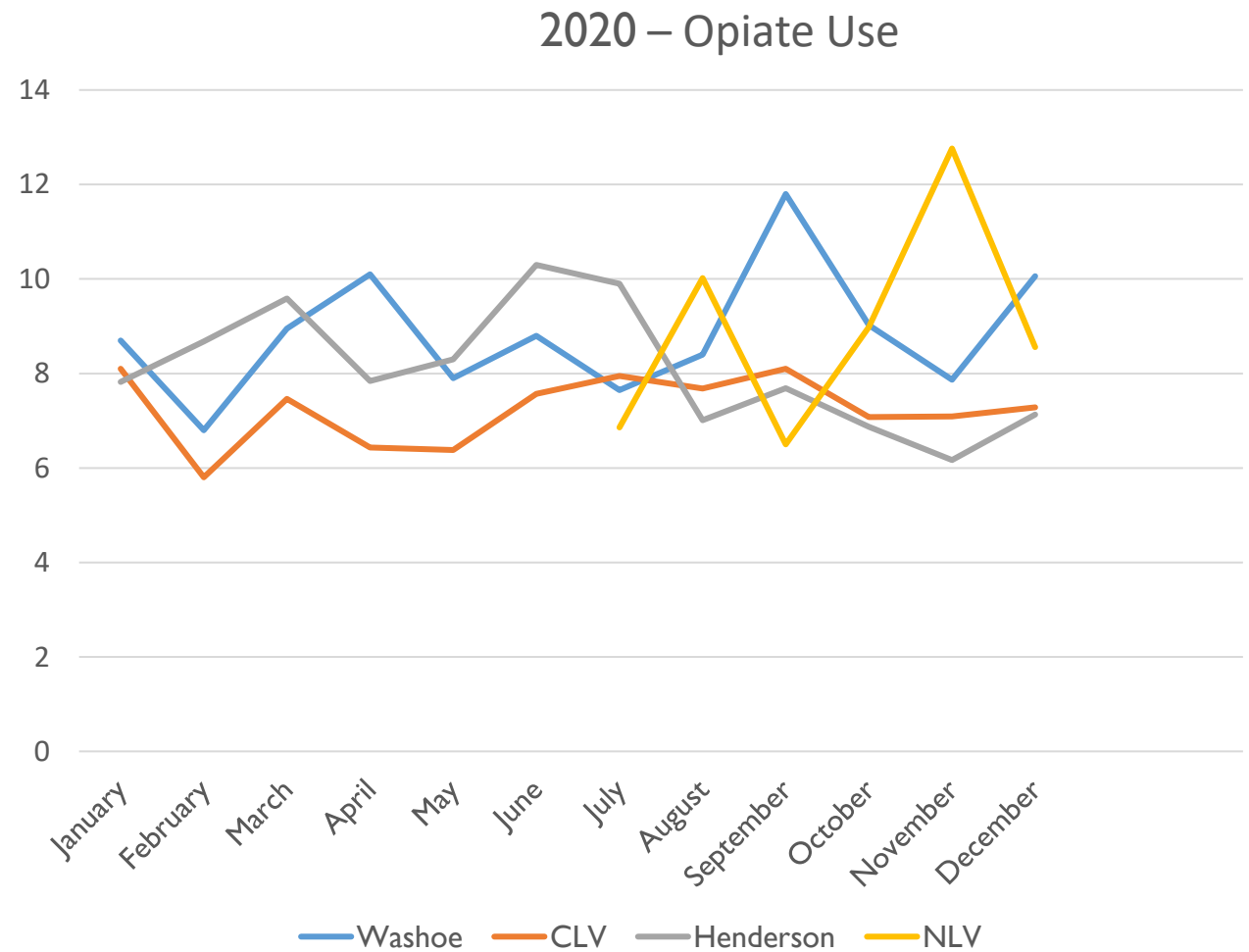
Highest % of people reporting use requiring monitoring :

Washoe – September (11.8%, 111 people)

City of Las Vegas – November (7.1%, 118 people)

Henderson – August (9.9%, 45 people)

North Las Vegas – November (12.8%, 66 people)



# Alcohol & benzodiazepine use in incarcerated individuals in Nevada 2021

Is the trend increasing in 2021?

Highest % of people reporting use requiring monitoring :

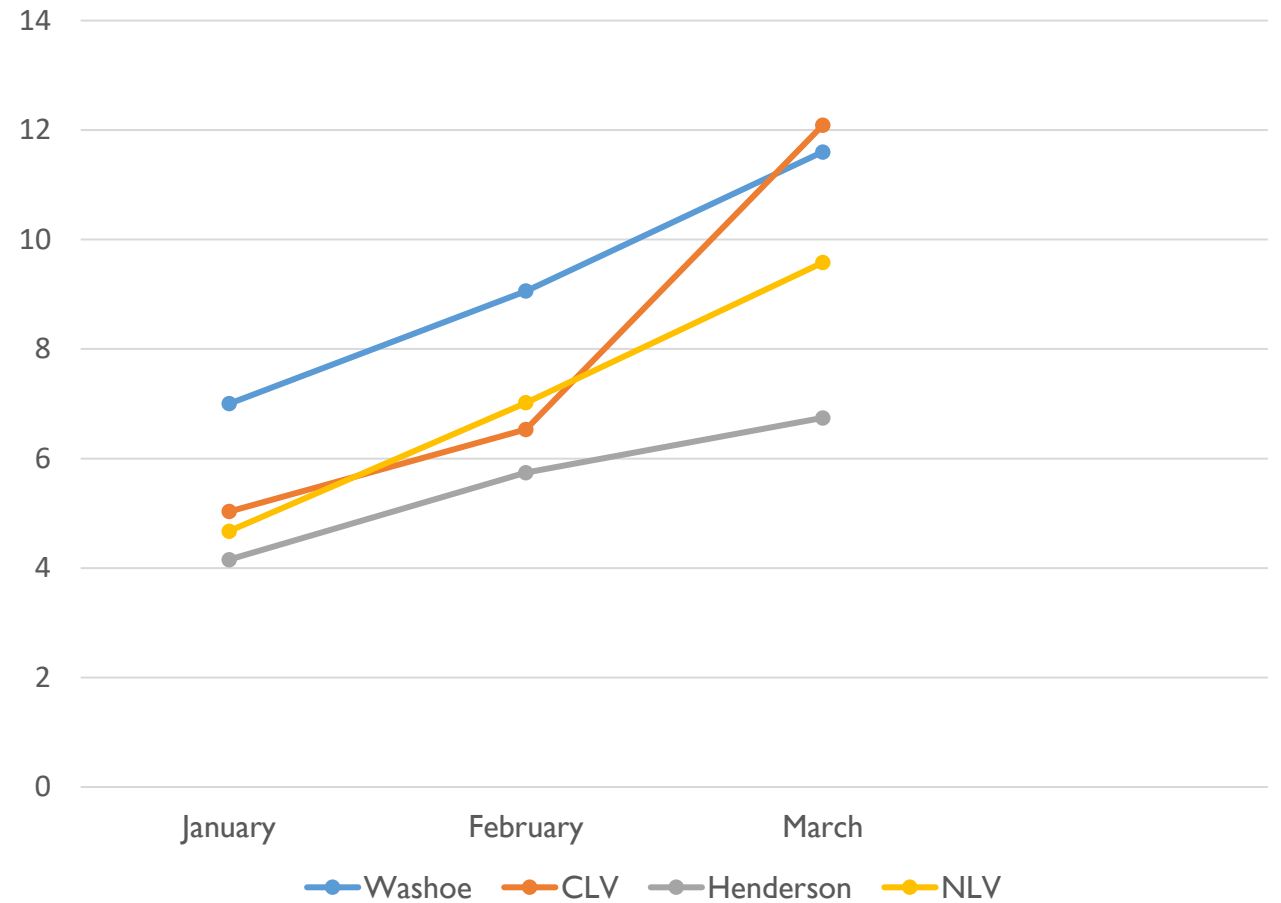
Washoe – March (11.6%, 151 people)

City of Las Vegas – March (12.09%, 218 people)

Henderson – March (6.74%, 49 people)

North Las Vegas – March (15.36%, 77 people)

2021 – Alcohol and Benzodiazepine Use



# Opiate use in incarcerated individuals in Nevada 2021

Is the trend increasing in 2021?

Highest % of people reporting use requiring monitoring :

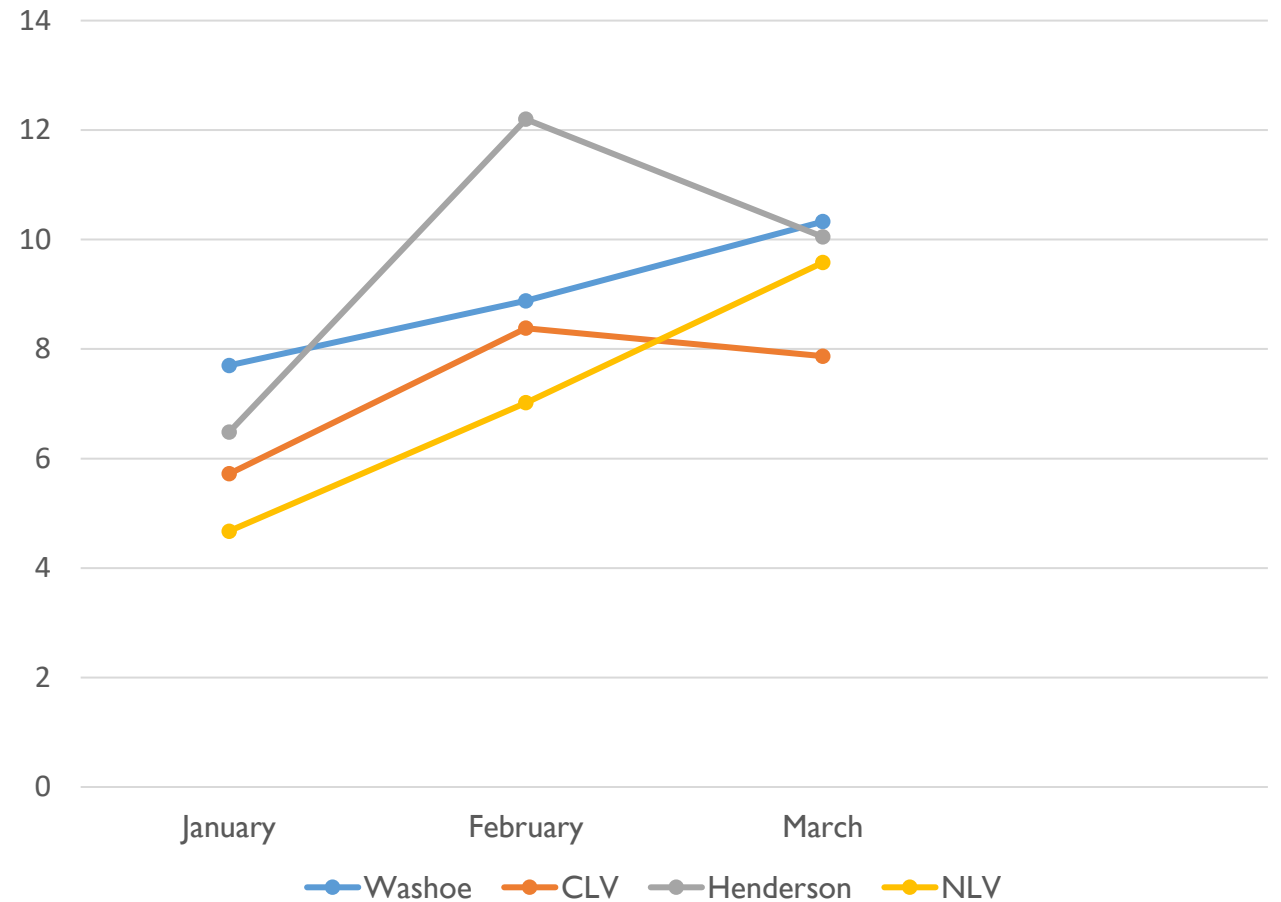
Washoe – March (10.3%, 134 people)

City of Las Vegas – February (8.38%, 132 people)

Henderson – March (6.74%, 49 people)

North Las Vegas – March (9.58%, 48 people)

2021 – Opiate Use





# Is substance use increasing during the pandemic in incarcerated individuals?

